



The **WISE** Choice

EASTMAN WORLD

Welcome to Eastman World - Your Global Partner in Energy Solutions!



LITHIUM

RESIDENTIAL LiFePO4 | HIGH VOLTAGE LiFePO4
RACKTYPE ENERGY STORAGE | LEAD ACID REPLACEMENT
PORTABLE POWER STATION

Eastman Introduction

Founded in 2006

Established in 2006, Eastman Auto & Power Limited is a well-known name in the field of solar energy, energy storage, and power electronics, boasting a USD 300 million revenue and a dedicated workforce of over 3,000 professionals. Building on the group's decades-long success and maintaining the trust of our partners, Mr. Jagdish Rai Singal ventured into the future of energy with Eastman Auto & Power Limited. Today, the business spans over 25 countries across Asia and Africa, providing the world with cutting-edge products that have set new benchmarks in their respective segments. Driven by innovation, we continually set industry standards, ensuring uninterrupted power supply for residential, commercial, and industrial applications.

Our global solar distribution business provides reliable and high-quality solar solutions, including solar inverters, solar panels, solar batteries (tubular, carbon, gel and lithium) solar pump inverters, solar charge controllers, and more. Our products offer a range of solutions to help you make the switch to clean energy. With us as your unwavering partners, we forge a sustainable future, amplifying global excellence through transformative products and services.





LiFePO₄
(Lithium Phosphate) Battery

ES25.6-230LP
For 24V System

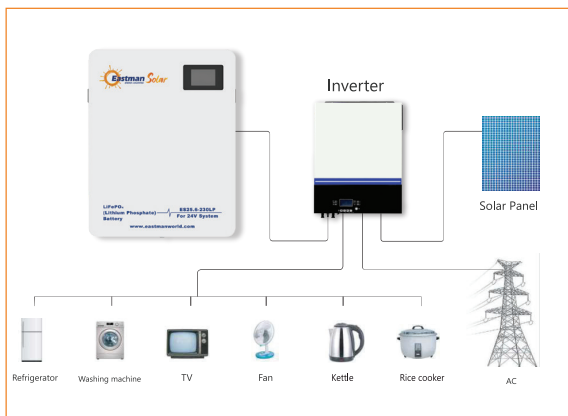
www.eastmanworld.com

RESIDENTIAL ES25.6V LiFePO₄ (Lithium Phosphate) ENERGY STORAGE BATTERY

Introduction

Our Lithium Phosphate Energy Storage Battery is a game changer in the realm of energy solutions, offering versatility and high-performance features tailored to meet various power needs. One of its standout attributes is the flexibility it provides in installation, allowing you to mount it either on the floor or the wall, catering to diverse spatial requirements and preferences.

Connection Diagram



Product Features

- Real-Time Monitoring Of Operation Status By LCD Screen.
- Intelligent Air Cooling & Heat Dissipation.
- RS485/CAN Communication - For Connecting More Batteries In Parallel.
- Installation Options: Floor Or Wall Mount.

Certifications



Product Specifications

Model	ES25.6-100LP	ES25.6-230LP
Array Mode		8S
Nominal Energy (kWh)	2.5	5.8
Nominal Voltage (V)		25.6
Charge Voltage (V)		29.2
Discharge Cut-off Voltage (V)		21
Standard Charging Current(A)	20	46
Max. Continuous Charging Current (A)		100
Max. Continuous Discharging Current (A)		100
Cycle Life	≥6000Times@80%DOD, 25°C	
Communication Mode	RS485/CAN	
Operating Temp	Charging: 0~60°C; Discharging: -10°C~65°C	
Size(LxWxH) mm	440x170x350	440x170x560
Net Weight (kg)	~23	~45
Package Size (LxWxH) mm	512x425x252	512x252x635
Gross Weight (kg)	~25	~47
Warranty	5 Years	



LiFePO₄
(Lithium Phosphate) Battery

ES51.2-230LP
For 48V System

www.eastmanworld.com

RESIDENTIAL ES51.2V LiFePO₄ (Lithium Phosphate) ENERGY STORAGE BATTERY

Introduction

Upgrade your energy storage with our Lithium Phosphate Battery. Stay informed with real-time operation status via the LCD screen, ensuring total control and efficiency for your power requirements.

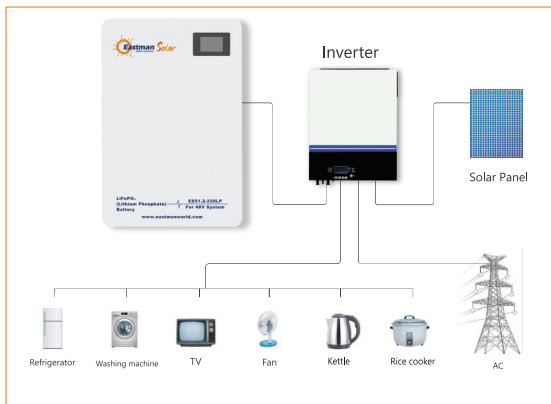
Product Features

- Real-Time Monitoring Of Operation Status By LCD Screen.
- Intelligent Air Cooling & Heat Dissipation.
- RS485/CAN Communication – For Connecting More Batteries In Parallel.
- Installation Options: Floor Or Wall Mount.

Certifications




Connection Diagram



Product Specifications

Model	ES51.2-100LP	ES51.2-230LP
Array Mode	16S	
Nominal Energy (kWh)	5.1	11.7
Nominal Voltage (V)	51.2	
Charge Voltage (V)	58.4	
Discharge Cut-off Voltage (V)	42	
Standard Charging Current(A)	20	46
Max. Continuous Charging Current (A)	100	200
Max. Continuous Discharging Current (A)	100	200
Cycle Life	≥6000Times@80%DOD, 25°C	
Communication Mode	RS485/CAN	
Operating Temp	Charging: 0~60°C; Discharging: -10°C~65°C	
Size(LxWxH) mm	440x170x560	450x245x670
Net Weight (kg)	~41	~93
Package Size (LxWxH) mm	512x252x635	520x425x750
Gross Weight (kg)	~43	~106
Warranty	5 Years	



RESIDENTIAL ES51.2V LiFePO₄ (Lithium Phosphate) FV ENERGY STORAGE BATTERY

Introduction

Upgrade your energy storage with our Lithium Phosphate Battery. Stay informed with real-time operation status via the LCD screen, ensuring total control and efficiency for your power requirements.

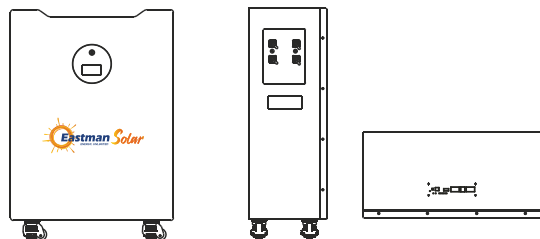
Product Features

- LCD Display For Monitoring Energy Storage, Power Data And Operating Status.
- High-Quality LiFePO₄ Battery For Safety, Deep Cycle And Long Lifespan.
- Metal Casing That Ensures Waterproof And Explosion-Proof Safety.
- External Main Switch To Reduce Product Power Consumption And Improve Safety.
- Mobile Bottom Wheel Designed For Easy Installation Across Various Locations With Ease.
- In-Built BMS For Over-Voltage, Over-Load And Over-Temperature Protection.
- Compatible - Can Be Connected To Different Types Of Loads Within The Voltage Range.
- Support Up To 15 Modules In Parallel.
- Installation Option: Floor.

Certifications



Structural Part Description



Product Specifications

Model	ES51.2-280LP
Array Mode	16S
Nominal Energy (kWh)	14.3
Nominal Voltage (V)	51.2
Charge Voltage (V)	58.4
Discharge Cut-off Voltage (V)	42
Standard Charging Current(A)	56
Max. Continuous Charging Current (A)	200
Max. Continuous Discharging Current (A)	200
Cycle Life	≥6000Times@80%DOD, 25°C
Communication Mode	RS485/CAN
Operating Temp	Charging: 0~60°C; Discharging: -10°C~65°C
Size(LxWxH) mm	580x750x279
Net Weight (kg)	~113
Package Size (LxWxH) mm	910x700x495
Gross Weight (kg)	~128
Warranty	5 Years



ESS RACK TYPE & ESS RACK TYPE LOW VOLTAGE ENERGY STORAGE

Introduction

Optimize your energy solutions with our ESS Rack-Type Storage. Featuring advanced warning functions for secure and dependable operation in all conditions

Product Features

- Standardized Design: Our 3U And 4U Standardized Case Ensures Broad Applicability.
- Enhanced Energy Capacity: Support Multiple Parallel Battery Usage To Meet High Energy Demands.
- Intelligent Lithium Battery Management System: Equipped With RS485 Communication, Offers Real-Time Battery Monitoring And Customizable Protection Parameters Such As Charge & Discharge.
- Balancing: Automatic Collection Of Battery Single Series Voltage, Pressure Difference Up To 30 Mega Volt (Can Be Set) With An Automatic Start Equalization Function.
- Warning Function: Advanced Warning Functions, Including Overcharge, Over-Discharge, Over-Current, High-Temperature, And Low-Temperature Alerts, Reducing Potential Safety Risks.

Certifications



Applications

- Telecom
- UPS
- Emergency Light
- Solar System
- Wind power

Product Specifications

Model	ES51.2-100BS	ES51.2-400BS
Array Mode	16S	16S x4 (Module)
Nominal Energy (kWh)	5.1	20.0
Nominal Voltage (V)		51.2
Charge Voltage (V)		58.4
Discharge Cut-off Voltage (V)		42
Standard Charging Current(A)	20	20x4
Max. Continuous Charging Current (A)	100	100x4
Max. Continuous Discharging Current (A)	100	100x4
Cycle Life	≥6000Times@80% DOD, 25°C	
Communication Mode	RS485/CAN	
Operating Temp	Charging: 0~60°C; Discharging: -10°C~65°C	
Size(LxWxH) mm	520x495x175	600x600x1000 (with cabinet)
Net Weight (kg)	~44	~200
Package Size (LxWxH) mm	550x520x230	620x620x1040 (with battery rack)
Gross Weight (kg)	~46	~210
Warranty	5 Years	



HIGH VOLTAGE LiFePO₄ (Lithium Phosphate) BATTERY

Introduction

Experience high-power emergency backup and off-grid compatibility with our High Voltage Lithium Phosphate Battery. A reliable choice for essential energy storage in critical scenarios.

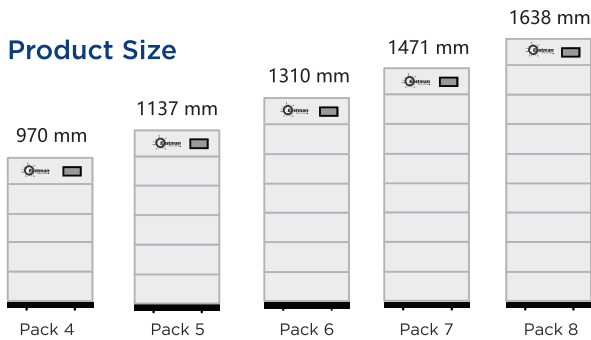
Product Features

- Capable Of High-Power Emergency Backup With Off-Grid Compatibility.
- High Efficiency – Thanks To A Real High-Voltage Series Connection.
- The Patented Modular Plug Design Requires No Internal Wiring And Offers Unparalleled Flexibility.
- Grand A Lithium Iron Phosphate (LFP) Battery: Unmatched Safety, Durability And Performance.
- Compatible With Leading High Voltage Battery Inverters.
- Highest Safety Standards.

Certifications



Product Size



Product Specifications

Model	ES192-100BS	ES240-100BS	ES288-100BS	ES336-100BS	ES384-100BS
Array Mode	4	5	6	7	8
Nominal Energy (kWh)	19.2	24	28.8	33.6	38.4
Nominal Voltage (V)	192	240	288	336	384
Charge Voltage (V)	54.8x4	54.8x5	54.8x6	54.8x7	54.8x8
Discharge Cut-off Voltage (V)	40x4	40x5	40x6	40x7	40x8
Standard Charging Current(A)	20				
Max. Continuous Charging Current (A)	100				
Max. Continuous Discharging Current (A)	100				
Cycle Life	≥6000Times@80%DOD, 25°C				
Communication Mode	CAN				
Operating Temp	Charging: 0~60°C; Discharging: -10°C~65°C				
Size(LxWxH) mm	574x395x970	574x395x1137	574x395x1310	574x395x1471	574x395x1638
Net Weight (kg)	~166	~205	~244	~283	~322
Package Size (LxWxH) mm	635X512X1045	635x512x1137	635x512x1379	635x512x1546	635x512x1713
Gross Weight (kg)	~178	~219	~260	~301	~342
Warranty	5 Years				



LEAD ACID REPLACEMENT BATTERY (LITHIUM)

Certifications



Applications

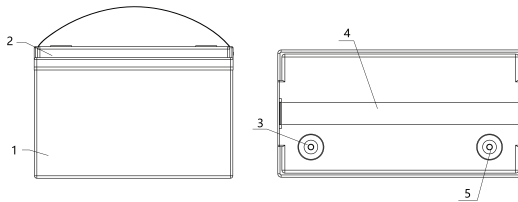
- Solar RV
- Household Solar Energy
- Solar Street Lamp
- Solar Power Generator
- Solar Boat.

Introduction

Fast charging and discharging capabilities coupled with an extended cycle life, Lithium lead acid replacement battery is the perfect upgrade for reliable, high-performance energy storage.

Product Features

- Fast charge and discharge: 10 times faster than lead acid battery.
- Long cycle life.
- Wide temperature range: -10°C-65°C
- Light weight: one third of lead acid battery with same capacity.
- Low self-discharge rate 2% per month.
- High strength ABS shell.



1	Box cover	3	M6 Positive terminal (2pcs)
2	Box cover	4	Rope
5	M6 Negative terminal (2pcs)		

Product Specifications

Models	Rated Voltage "V"	Rated Capacity "Ah"	Recommend Charge Current Amps	Maximum Discharge Current Amps	Size (mm)	Weight (kg)	BMS
EM12.8-6LPH	12.8	6	2.5A	7.5A	90x72x108	0.95	With Hard BMS
EM12.8-8LPH	12.8	8	4A	7.5A	151x65x94	1.05	With Hard BMS
EM12.8-36LPH	12.8	36	15A	30A	195x166x170	5.0	With Hard BMS
EM12.8-50LPH	12.8	50	25A	50A	195x166x170	6.3	With Hard BMS
EM12.8-100LPH	12.8	100	50A	100A	330x173x216	10.3	With Hard BMS
EM12.8-150LPH	12.8	150	50A	100A	483x170x240	16.3	With Hard BMS
EM12.8-230LPH	12.8	230	50A	100A	532x207x215	22	With Hard BMS
EM25.6-100LPH	25.6	100	50A	100A	532x207x215	20.4	With Hard BMS
EM12.8-36LPS	12.8	36	15A	30A	195x166x170	5.0	With Smart BMS
EM12.8-50LPS	12.8	50	25A	50A	195x166x170	6.3	With Smart BMS
EM12.8-100LPS	12.8	100	50A	100A	330x173x216	10.3	With Smart BMS
EM12.8-150LPS	12.8	150	50A	100A	483x170x240	16.3	With Smart BMS
EM12.8-230LPS	12.8	230	50A	100A	532x207x215	22	With Smart BMS
EM25.6-100LPS	25.6	100	50A	100A	532x207x215	20.4	With Smart BMS

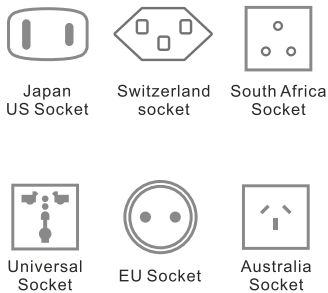
PORTABLE POWER STATION 12V / 24V



Certifications



Support : 100~240V 50/60HZ



Introduction

Eastman Portable Power Stations, the ultimate solution for on-the-go power needs. Designed with convenience in mind, these compact and lightweight stations provide a reliable and efficient power source wherever you are.

Product Features

- LiFePO4 Battery
- Digital touch Screen
- Various Charging Ports
- Upto 2000 Life Cycle
- Multi-Protection
- Pure-Sine Wave
- PD100W Output

Applications

Laptop, Electric Fan, TV, Mini Fridge, Coffee Machine, Projector, Tablet

Product Specifications

12V

Models	EM250-PS	EM500-PS
Capacity	12.8V 20Ah 256Wh	12.8V 20Ah 512Wh
Battery Type	Rechargeable LiFePO4 (Lithium Phosphate) Battery	
AC Output	AC 100/240V 50HZ/60HZ	
Continuous Power	300W	750W
DC Output	4*USB/1*TYPE-C / 1*Cigarette Port /1*5521	
USB-C	PD18W Output	5V-20V/PD18W Output
DC 12v Port	12V/5A	
DC12V Cigarette Port	12V/10A	
Input	DC 12-30V 72W	DC 12-30V 200W MPPT
Dimension	158*165*173mm	250*165*173 mm
Net Weight	3.86 Kg	7.5 Kg
USB-A	5V2A,9V/2A, 12V/1.5A	5V-12V/18W

PORTABLE POWER STATION 12V / 24V



12V

Models	EM1000-PS
Capacity	25.6V 40.5Ah 1036Wh
Battery Type	Rechargeable LiFePO4 (Lithium Phosphate) Battery
AC Output	AC 100/240V 50HZ/60HZ
Continuous Power	1000W
DC Output	4*USB/1*TYPE-C / 1 Cigarette Port 6. USB-A: 5V-12V,18W
USB-C	5V-20V / PD18W Output
DC 12v Port	12V/5A
DC12V Cigarette Port	12V/10A
Input	DC 12-30V 200W MPPT
Dimension	385*165*173mm
Net Weight	12.4 Kg
USB-A	5V-12V18W



24V

Models	EM500-PSH
Capacity	25.6V 20Ah 512Wh
Battery Type	Rechargeable LiFePO4 (Lithium Phosphate) Battery
AC Output	AC 100/240V 50HZ/60HZ
Continuous Power	750W
DC Output	4*USB/1*TYPE-C / 2*DC (5521) / 1*Cigarette Port 6. USB-A: 5V/2A,9V/2A,12V/1.5A
USB-C	5-20V, PD100W Max
DC 12v Port	12V/5A
DC12V Cigarette Port	12V/10A
Input	DC 12-30V 200W MPPT
Dimension	:250*190*190mm
Net Weight	8.5 Kg
USB-A	5V2A,9V/12V/1.5A
EC5	12V/10A

PORTABLE POWER STATION 12V / 24V



24V

Models	EM1000-PSH	EM1500-PSH
Capacity	25.6V 40.5Ah 1036.8Wh	25.6V 58.5Ah 1497.6Wh
Battery Type	Rechargeable LiFePO4 (Lithium Phosphate) Battery	
AC Output	AC 100/220V 50HZ/60HZ	
Continuous Power	1000W	2000W
DC Output	4*USB/1*TYPE-C / 1*Cigarette Port /2*5521/1*EC5	
USB-C	5V-20V/PD100W Max	
DC 12v Port	12V/5A	
DC12V Cigarette Port	12V/10A	
Input	DC 12-30V 200W MPPT	DC 12-30V Max 200W (Max) MPPT
Dimension	385*190*190 mm	480*190*190mm
Net Weight	14.8 Kg	19.6 Kg
USB-A	5V2A, 9V/2A, 12V/1.5A	
EC5	12V/10A	



24V

Models	EM2000-PSH
Capacity	25.6V 75Ah 1920Wh
Battery Type	Rechargeable LiFePO4 (Lithium Phosphate) Battery
AC Output	AC 100/220V 50HZ/60HZ
Continuous Power	2000W
DC Output	4*USB/2*TYPE-C /1* Cigarette Port/2*5521
USB-C	5-20V, PD100W Max
DC 12v Port	12V/5A
DC12V Cigarette Port	12V/10A
Input	DC 12-60V 500W MPPT
Dimension	405*250*250mm
Net Weight	23 Kg
USB-A	5V2A, 9V/2A, 12V/1.5A



www.eastmanworld.com
marketing@eastmanworld.com

AMPS MIDDLE EAST FZ LLC

#703, 7TH Floor, Deira Twin Tower,
Baniyas Square, Deira, Dubai (UAE)

EASTMAN AUTO & POWER LTD.

ASF Towers, 249, Udyog Vihar Phase-4, Gurugram,
Haryana-122016, India

GUANGDONG EASTMAN NEW ENERGY CO., LTD

#1602, Meilan business centre, Intersection of Xixiang Avenue
and Qianjin Second Road, Bao'an, District, Shenzhen-518102, China

Follow us on »  @eastman_world  @EastmanWorld  @EastmanWorld