



The **WISE** Choice



**SEALED MAINTENANCE FREE
VALVE REGULATED LEAD ACID BATTERY
Em18 VB - 12V 18Ah**

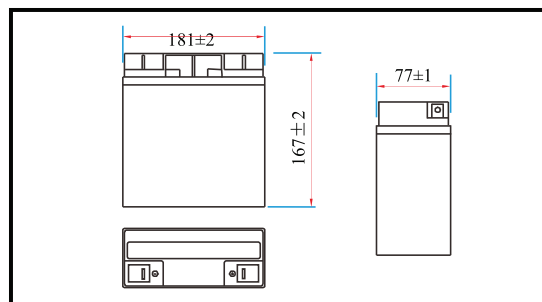
● **Characteristics**

Capacity (25°C)	20HR (10.5V)	18Ah
	10HR (10.5V)	16.8Ah
	1HR (9.60V)	11Ah
Terminal type		T3/T12
Internal resistance (Fully charged, 25°C)		Approx. 15mΩ
Capacity affected by temperature (10HR)	40°C	102%
	25°C	100%
	0°C	85%
	-15°C	65%
Self-discharge (25°C)	3 months	Remaining capacity: 91%
	6 months	Remaining capacity: 82%
	12 months	Remaining capacity: 65%
Nominal operating temperature		25°C± 3°C (77°F± 5°F)
Operating temperature range	Discharge	- 15°C~ 50°C (5°F ~ 122°F)
	Charge	- 10°C~ 50°C (14°F ~ 122°F)
	Storage	- 20°C~ 50°C (-4°F ~ 122°F)
Float charging voltage (25°C)	13.60 to 13.80V Temperature compensation: -18mV/°C/Block	
Cyclic charging voltage (25°C)	14.50 to 15.00V Temperature compensation: -30mV/°C/Block	
Maximum charging current	5.4A	
Maximum discharge current	270A (5 sec.)	
Design life	5 years for floating (25°C)	
	Eurobat (20°C): 3-5 years, standard commercial.	

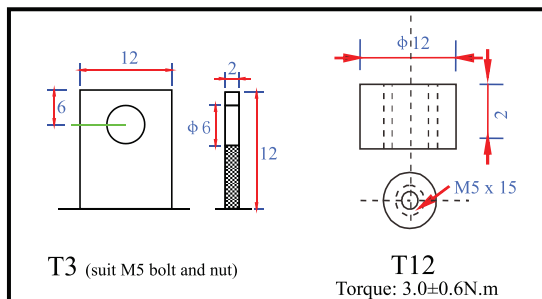
● **Specifications**

Nominal voltage		12V (6 cells per unit)
Rated capacity (20HR)		18Ah/10.5V
Dimensions	Length	181±2mm (7.13inch)
	Width	77±1mm (3.03inch)
	Height	167±2mm (6.57inch)
	Total height	167±2mm (6.57inch)
Approx. weight		5.20kg (11.46lbs)±4%

● **Outer dimensions (mm)**



● **Terminal type (mm)**



EM 18VB - 12V18Ah

Construction

Component	Positive plate	Negative plate	Container	Cover	Separator	Electrolyte	Safety valve	Terminal
Raw material	Lead dioxide	Lead	ABS	ABS	AGM	Sulfuric acid	Rubber	Copper

Constant current discharge characteristics unit: Ampere/Block (at 25°C, 77°F)

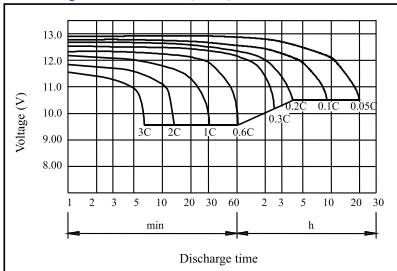
F.V/Time	5min	10min	15min	30min	60min	2h	3h	4h	5h	10h	20h
9.60V	68.8	43.6	34	19.2	11.8	6.45	4.46	3.69	3.14	1.70	0.91
9.90V	66.7	42.3	33.2	18.8	11.6	6.41	4.44	3.67	3.12	1.70	0.91
10.2V	63.9	40.5	32.0	18.2	11.3	6.35	4.40	3.64	3.10	1.69	0.91
10.5V	61.2	38.8	30.9	17.8	11.1	6.26	4.37	3.62	3.08	1.68	0.90
10.8V	57.8	36.6	29.3	17.1	10.8	6.10	4.24	3.51	2.99	1.65	0.88

Constant power discharge characteristics unit: Watt/Block (at 25°C, 77°F)

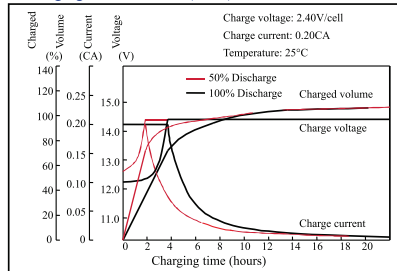
F.V/Time	5min	10min	15min	30min	60min	2h	3h	4h	5h	10h	20h
9.60V	767	491	388	220	137	75.5	53.0	44.0	37.5	20.5	11.0
9.90V	744	477	379	215	134	75.0	52.7	43.7	37.3	20.4	10.9
10.2V	714	457	365	209	131	74.3	52.3	43.4	37.0	20.3	10.9
10.5V	683	437	352	204	128	73.2	52.0	43.1	36.8	20.2	10.8
10.8V	645	413	334	196	125	71.4	50.4	41.8	35.6	19.7	10.6

Note 1: Above characteristics data can be obtained within three charge and discharge cycles.

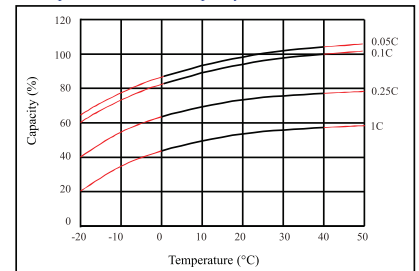
Discharge characteristics (25°C)



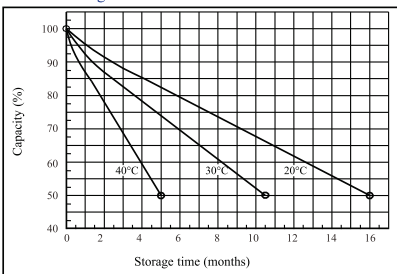
Charging characteristics (25°C)



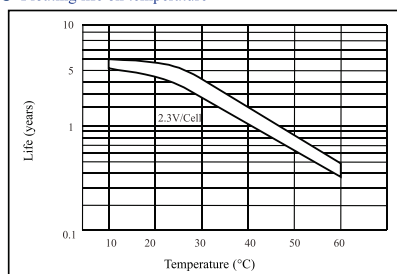
Temperature effects on capacity



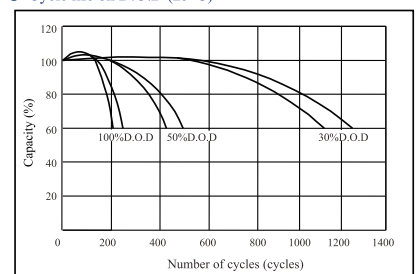
Self-discharge characteristics



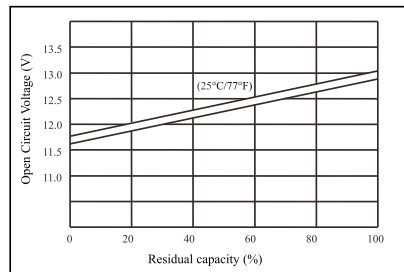
Floating life on temperature



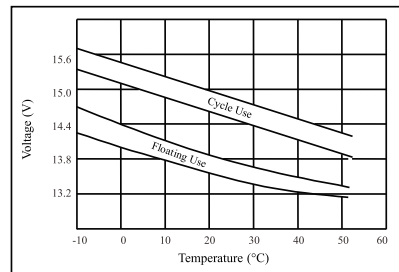
Cycle life on D.O.D (25°C)



Relationship for OCV and capacity (25°C)



Relationship for charging voltage and temperature



Certification

